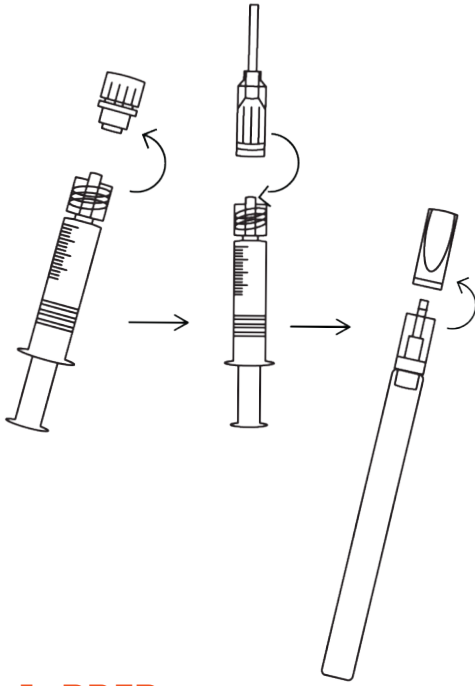
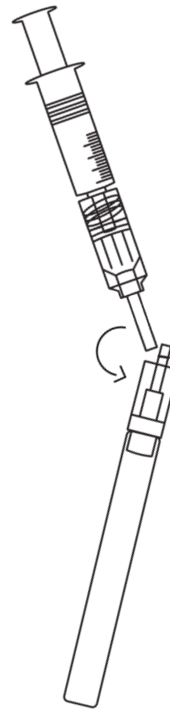


# How to Re-Fill Your Cannabis Oil All-in-One Rechargeable Vape Pen Using Our Cannabis Oil Syringe



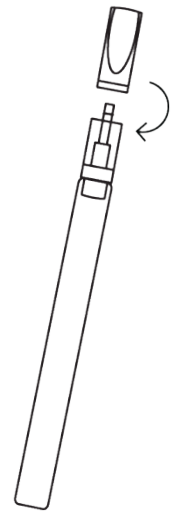
## 1. PREP

Remove Luhr lock tip from Syringe and screw needle tightly to Syringe opening. Unscrew mouthpiece from Vape Pen.



## 2. FILL

Insert Syringe needle into the Vape Pen chamber. Push steel plunger firmly to dispense cannabis oil from Syringe into the chamber. Vape pen will hold up to .5 mL of cannabis oil.



## 3. RE-ATTACH

Once Vape Cartridge is filled with oil from the Syringe, re-attach mouth-piece to Vape Pen. The Vape Pen is now ready to use.

